
















- Sealed road 
 - Gravel road 
 - Track 
 - Trees and shrubland 
 - Open area 
-
- Parking  Mountain biking 
 - Information point  Horse riding 
 - Toilets  Camping 
 - Picnics  Swimming 
 - Walking  Wildlife habitat 



Paekakariki Picnic Areas QUEEN ELIZABETH PARK