

**Greater Wellington Rail Limited  
Annual Report  
for the year ended 30 June 2022**

# Contents

	Page
Directory	2
Directors' report	3
Financial statements	
Statement of comprehensive revenue and expense	8
Statement of changes in equity	9
Statement of financial position	10
Statement of cash flows	11
Notes to the financial statements	
1 Summary of significant accounting policies	12
2 Revenue from exchange and non-exchange transactions	14
3 Gain / (loss) on rail assets	14
4 Audit fees	14
5 Related party transactions	14
6 Income tax	15
7 Property, plant and equipment	17
8 Intangible assets	20
9 Deferred tax	21
10 Share capital	22
11 Reconciliation of cash flows from operating activities to net surplus / (deficit) after tax	22
12 Contingent asset and liabilities	22
13 Commitments	23
14 Financial risk management	24
15 Events occurring after the balance date	
16 Breach of Legislation	24
Statement of compliance and responsibility	25
Auditors' report	26

## Directory

### Directors

P M Lamason (Chairperson)  
R W G Blakeley  
H M Mexted  
N S W Ward

N O Leggett  
G Hughes

C Kirk-Burnnand

D Lee

T Nash

D Bassett

### Appointed

23 November 2010 (ceased 24 November 2022)  
14 December 2016 (ceased 24 November 2022)  
24 June 2019  
24 June 2019

12 October 2017  
20 November 2019 (ceased 24 November 2022)

20 November 2019

24 November 2022

24 November 2022

24 November 2022

### Registered office

100 Cuba Street  
Te Aro, Wellington, 6011

### Auditor

Clint Ramoo  
Audit New Zealand  
on behalf of the Auditor-General

### Bankers

ANZ Bank New Zealand Ltd

The Directors have pleasure in submitting their 2022 Annual Report including the Financial Statements.

### Principal Activities

Greater Wellington Rail Limited's (GWRL) principal activities during the period were the ownership and management of its rail rolling stock and rail infrastructure assets. The objectives of GWRL are to own and maintain rail rolling stock and rail infrastructure and to make these available for lease to a commercial rail operator.

GWRL was incorporated on 3rd August 2006.

### Results and Distributions

	2022 \$'000	2021 \$'000
Net surplus / (deficit) after tax for the financial year	<u>(19,960)</u>	<u>(16,772)</u>

**STATEMENT OF SERVICE PERFORMANCE**

**Operational Performance Targets**

Level of Service	2020/21 Result	2021/22 Target	2021/22 Result
Percentage of passengers who are satisfied with their current trip	95%	≥93%	96%
Percentage of customers who are satisfied with the condition of the station <sup>1</sup>		≥91%	93%
Percentage of customers who are satisfied with the inside temperature of vehicles <sup>1</sup>		≥93%	95%
Percentage of passengers who are satisfied with the condition of the vehicle fleet <sup>1</sup>		≥92%	97%
Percentage of passengers who are satisfied with overall station	95%	≥92%	96%
Percentage of passengers who are satisfied with the cleanliness of the station	92%	≥90%	92%
Percentage of passengers who are satisfied with provision of shelter from weather at shelter/station <sup>1</sup>		≥83%	85%
Percentage of customers who are satisfied with their personal safety at station	93%	≥93%	93%
Percentage of passengers who are satisfied with information about service delays or disruptions <sup>1</sup>		≥72%	66% <sup>2</sup>

<b>ROLLING STOCK - ASSET MANAGEMENT</b>			
Matangi Mean Distance between failure	66,707	≥40,000km	50,262
Carriage - Mean distance between failure	375,031	≥80,000km	73,352 <sup>3</sup>

<sup>1</sup>This is a new target in 2021/22.

<sup>2</sup> Failed to achieve. Have failed to implement network wide Public Address system, due to technology issues with multi-casting. Network performance also reduced – therefore customer expectation of information has lifted.

<sup>3</sup> Failed to achieve. Overall fleet km's has substantially reduced due to off peak services replaced by bus. A small number of failures has a big impact on Mean Distance Between Failure.

**RAIL FIXED ASSET - ASSET MANAGEMENT**

	2020/21 Result	2021/22 Target	2021/22 Result
Percentage of pedestrian bridges and subways which meet at least 67% of NBS earthquake rating	67%	72%	75%
Percentage of stations with CCTV coverage	96%	98%	96% <sup>4</sup>
<b>Average condition grade of:</b>			
Station buildings and shelter	1.5	≤2.5	1.5
Structures (subways & bridges)	2.5	≤2.5	2.4
Park & Ride	2.0	≤2.5	2.1
<b>Percentage of assets in condition grade 4 (Poor) or worse</b>			
Station buildings and shelters	3%	≤5%	2.3%
Structures (subways & bridges)	11%	≤9%	5.4%
Park & Ride	5%	≤9%	4.8%

<sup>4</sup> There is no change from 2020/21, with two stations still without CCTV (Western Hutt and Matarawa). The target was set incorrectly as CCTV installation at these two stations was not planned for in 2021/22.

**Financial Performance Targets**

	Actual 2022	Target 2022	Actual 2021
Operating expenditure (\$ million)	46.3	40.6	41.0
Capital expenditure (\$ million)	13.9	17.7	16.4
Shareholder funds to total assets	81.1%	82.8%	81.0%

**Relevant entries in the Interests Register**

Disclosure of interests by Directors for the year ended 30 June 2022:

**P M Lamason**

Wellington Regional Council (Councillor)

WRC Holdings Limited (Director)

Hutt Valley District Health Board (Member)

**R W G Blakeley**

Wellington Regional Council (Councillor)

WRC Holdings Limited (Director)

Capital and Coast District Health Board (Member)

Transpower New Zealand Limited (Director)

**N O Leggett**

WRC Holdings Limited (Director)

Hutt Mana Charitable Trust (Trustee)

Road Transport Forum (Chief Executive)

Bulterant Trust (Trustee & Beneficiary)

**H M Mexted**

WRC Holdings Limited (Director)

New Zealand Walking Access Commission (Board Member)

Glenora Limited (Shareholder)

**N S W Ward**

WRC Holdings Limited (Director)

St John of God Hauora Trust (Board Member)

McIntosh Ward & Associates Limited (Shareholder & Director)

Youth Hostel Association New Zealand (Board Member)

**G Hughes**

Hamana Trustees Limited (Shareholder & Director)

Rostrevor Roof Limited (Shareholder & Director)

Collingwood Rentals Limited (Shareholder & Director)

Irico Limited (Shareholder)

WRC Holdings Limited (Director)

Collingwood Promotions Limited (Shareholder & Director)

**C Kirk-Burnnand**

Autostop Holdings Limited (Shareholder & Director)

Autostop Tasman Limited (Director)

Autostop Caspian Limited (Director)

Autostop Baltic Limited (Director)

Autostop Pacific Limited (Director)

Autostop Arctic Limited (Director)

Autostop Group Limited (Director)

Autostop Motors Limited (Director)

Patricia McDonnell Trustee Company Limited (Shareholder & Director)

PI North Limited (Director)

PI Ross Limited (Director)

Porirua Foundation Administration Limited (Director)

Property Logic Limited (Shareholder & Director))

WRC Holdings Limited (Director)

**Directors' Interest Register**

Directors have had no interest in any transaction or proposed transaction of GWRL.

**Directors' Use of Company Information**

There were no notices from Directors requesting use of Company information received in their capacity as Directors which would not have otherwise been available to them.

**Directors' Indemnity and Insurance**

Insurance is in place to indemnify the Directors from any liability resulting from any act or omission in their capacity as Directors.


**Auditor**

The Auditor-General is the appointed auditor in accordance with section 15 of the Public Audit Act 2001 and section 70 of the Local Government Act 2002. The Auditor-General has appointed Clint Ramoo of Audit New Zealand to undertake the audit.

For and on behalf of the Board.



Director  
29 November, 2022



Director  
29 November, 2022



**Greater Wellington Rail Limited**  
**Statement of Comprehensive Revenue and Expense**  
**For the year ended 30 June 2022**

	Notes	2022 \$'000	2021 \$'000
<b>Revenue</b>			
Total revenue	2	<u>21,625</u>	<u>20,087</u>
<b>Expenditure</b>			
Depreciation and amortisation	7,8	24,625	20,855
Audit Fees	4	28	26
Directors Fees	5	25	23
Repairs and Maintenance		16,496	14,041
Rates and Insurance		860	667
Other Operating Expenses		4,186	5,205
Tax services		29	66
Legal Fees		1	6
Interest Expense		89	11
Loss on disposal of asset	3	<u>-</u>	<u>52</u>
Total operating expenses		<u>46,339</u>	<u>40,952</u>
Net surplus / (deficit) before tax		(24,714)	(20,865)
Income tax benefit / (expense)	6	<u>4,754</u>	<u>4,093</u>
<b>Net surplus / (deficit) after tax</b>		<u>(19,960)</u>	<u>(16,772)</u>
<b>Other comprehensive revenue and expenditure</b>			
Revaluation reserve movement		70,900	-
Deferred tax recognised in reserves	9	<u>(19,852)</u>	<u>-</u>
		<u>51,048</u>	<u>-</u>
<b>Total comprehensive income for the year</b>		<u>31,088</u>	<u>(16,772)</u>

*The accompanying notes and accounting policies form part of these financial statements.*

**Greater Wellington Rail Limited  
Statement of Changes in Equity  
For the year ended 30 June 2022**

	Share capital \$'000	Other reserves \$'000	Retained earnings \$'000	Total attributable to equity holders \$'000
<b>Equity as at 1 July 2021</b>	268,003	48,138	52,802	368,943
<b>Total comprehensive revenue and expenditure</b>				
- Net surplus / (deficit) after tax	-	-	(19,960)	(19,960)
- Revaluation reserve movement	-	70,900	-	70,900
Deferred tax on other comprehensive revenue	-	(19,852)	-	(19,852)
Equity contribution by the owners during the year	14,400	-	-	14,400
<b>Equity as at 30 June 2022</b>	<u>282,403</u>	<u>99,186</u>	<u>32,842</u>	<u>414,431</u>
<b>Equity as at 1 July 2020</b>	251,603	48,138	69,573	369,314
<b>Total comprehensive revenue and expenditure</b>				
- Net surplus / (deficit) after tax	-	-	(16,772)	(16,772)
- Revaluation reserve movement	-	-	-	-
- Transfers	-	-	-	-
Equity contribution by the owners during the year	16,400	-	-	16,400
<b>Equity as at 30 June 2021</b>	<u>268,003</u>	<u>48,138</u>	<u>52,802</u>	<u>368,942</u>

*The accompanying notes and accounting policies form part of these financial statements.*


**Greater Wellington Rail Limited**  
**Statement of Financial Position**  
**As at 30 June 2022**

	Notes	2022 \$'000	2021 \$'000
<b>ASSETS</b>			
<b>Current assets</b>			
Current account Wellington Regional Council		<u>561</u>	<u>569</u>
<b>Total current assets</b>		<u>561</u>	<u>569</u>
<b>Non-current assets</b>			
Property, plant and equipment	7	512,648	452,467
Intangible assets	8	<u>7</u>	<u>10</u>
<b>Total non-current assets</b>		<u>512,655</u>	<u>452,477</u>
<b>Total assets</b>		<u>513,216</u>	<u>453,046</u>
<b>LIABILITIES</b>			
<b>Current liabilities</b>			
Accrued expenses and payables		<u>3,117</u>	<u>3,533</u>
<b>Total current liabilities</b>		<u>3,117</u>	<u>3,533</u>
<b>Non-current liabilities</b>			
Deferred taxation liability	9	<u>95,668</u>	<u>80,570</u>
<b>Total non-current liabilities</b>		<u>95,668</u>	<u>80,570</u>
<b>Total liabilities</b>		<u>98,785</u>	<u>84,103</u>
<b>Net assets</b>		<u>414,431</u>	<u>368,943</u>
<b>EQUITY</b>			
Ordinary share capital	10	282,403	268,003
Reserves		99,186	48,139
Retained earnings		<u>32,842</u>	<u>52,801</u>
<b>Total equity</b>		<u>414,431</u>	<u>368,943</u>

For, and on behalf of, the Board of Directors.



Director  
29 November, 2022



Director  
29 November, 2022

*The accompanying notes and accounting policies form part of these financial statements.*

**Greater Wellington Rail Limited**  
**Statement of Cash Flows**  
**For the year ended 30 June 2022**

	2022	2021
Notes	\$'000	\$'000
<b>Cash flows from operating activities</b>		
Rent income	6,664	6,556
Interest received	-	-
Subsidies revenue	14,961	13,531
Receipts from customers	-	-
	<u>21,626</u>	<u>20,087</u>
<b>Cash was applied to:</b>		
Payments to suppliers	(22,042)	(21,069)
Interest paid	(89)	(11)
<b>Net cash flow from operating activities</b>	11 <u>(505)</u>	<u>(993)</u>
<b>Cash flows from investing activities</b>		
<b>Cash was applied to:</b>		
Purchase of property, plant & equipment	(13,904)	(16,491)
Purchase of intangible assets	-	-
<b>Net cash flow from investing activities</b>	<u>(13,904)</u>	<u>(16,491)</u>
<b>Cash flows from financing activities</b>		
<b>Cash was provided from:</b>		
Movement in current account Greater Wellington Regional Council	9	1,084
Issue of ordinary share capital	14,400	16,400
<b>Net cash flow from financing activities</b>	<u>14,409</u>	<u>17,484</u>
<b>Net increase (decrease) in cash, cash equivalents &amp; bank overdraft</b>	-	-
Add opening balance in cash, cash equivalents & bank overdraft	-	-
<b>Cash, cash equivalents &amp; bank overdraft at year end</b>	<u>-</u>	<u>-</u>

*The accompanying notes and accounting policies form part of these financial statements.*

## 1 Summary of significant accounting policies (continued)

### 1 Summary of significant accounting policies

#### (a) Basis of preparation

##### REPORTING ENTITY

Greater Wellington Rail Limited (GWRL) is registered under the Companies Act 1993 and is a wholly owned subsidiary of WRC Holdings Ltd, which in turn is a wholly owned subsidiary of the Greater Wellington Regional Council. GWRL principal address is 100 Cuba Street, Wellington, New Zealand.

GWRL is a Council Controlled Trading Organisation (CCTO) as defined in section 6 of the Local Government Act 2002.

GWRL provides rail rolling stock and infrastructure assets to the Greater Wellington region for community and social benefits through a rail operator, rather than to make a financial return. Accordingly, GWRL has designated itself as a public benefit entity (PBE) and applies New Zealand Tier 1 Public Sector Public Benefit accounting standards (PBE Accounting Standards).

The financial statements have been prepared on the going concern basis. Accounting policies have been applied consistently throughout the period.

The directors are in receipt of a letter of ongoing support from its ultimate controlling entity the Greater Wellington Regional Council. As a result, the directors consider it appropriate to prepare the financial statements on a going concern basis.

##### STATEMENT OF COMPLIANCE

The financial statements are presented in accordance with the requirements of the Companies Act 1993, the Financial Reporting Act 2013, the Local Government Act 2002 and New Zealand Generally Accepted Accounting Practices (NZ GAAP).

These financial statements are prepared in accordance with Tier 1 PBE accounting standards and comply with PBE Standards.

##### MEASUREMENT BASE

The general accounting principles recognised as appropriate for the measurement and reporting of earnings and financial position on a historical cost basis are followed by GWRL.

Unless otherwise stated, all amounts are rounded to \$'000 and are expressed in New Zealand currency.

##### ACCOUNTING POLICIES

The accounting policies set out below have been applied consistently to all periods presented in these financial statements.

##### Standards issued not yet effective and not early adopted

Standards issued but not yet effective that have not been early adopted, and which are relevant to GWRL are:

##### *PBE IPSAS 41 Financial Instruments*

PBE IPSAS 41 supersedes PBE IPSAS 29 *Financial Instruments: Recognition and Measurement*. It is effective for the year ending 30 June 2023, with early adoption permitted. The main changes between PBE IPSAS 29 and PBE IPSAS 41 are:

- New financial asset classification requirements for determining whether an asset is measured at fair value or amortised cost.
- A new impairment model for financial assets based on expected credit losses, which may result in earlier recognition of impairment losses.
- Revised hedge accounting requirements to better reflect the management of risks.

GWRL has not yet determined how the application of PBE IPSAS 41 will affect the carrying value of its financial instruments. Additional financial instrument disclosures may be required.

## 1 Summary of significant accounting policies (continued)

### *PBE FRS 48 Service Performance Reporting*

PBE FRS 48 replaces the service performance reporting requirements of PBE IPSAS 1 *Presentation of Financial Statements* and is effective for the year ending 30 June 2023, with earlier adoption permitted. Although GWRL has not assessed the effect of the new standard, the main impact of the new standard is that additional information will need to be disclosed on those judgements that have the most significant effect on the selection, measurement, aggregation, and presentation of service performance information.

### **(b) Significant Assumptions and Estimates**

In preparing these financial statements, we have made estimates and assumptions concerning the future. These estimates and assumptions may differ from the subsequent actual results. Estimates and assumptions are continually evaluated and are based on historical experience and other factors, including expectations or future events that are believed to be reasonable under the circumstances.

In the process of applying the accounting policies, we have made judgements or estimates relating to the estimated useful life of property, plant and equipment. The judgements are disclosed in the notes to the Financial Statements.

### **Rolling Stock and Transport Infrastructure Estimation of Fair Value**

The estimation of Rolling Stock and Transport Infrastructure assets involves the application of judgement and confirmation of costs from suppliers and manufacturers. The estimates have not reviewed by an independent party.

### **(c) Goods and Services Tax (GST)**

GWRL is part of the Wellington Regional Council GST Group. All items in the financial statements are exclusive of GST.

Where GST is not recoverable as an input tax it is recognised as part of the related asset or expense.

## 2 Revenue from exchange and non-exchange transactions

### Accounting policy

Revenue is recognised when billed or earned on an accrual basis. Grants are recognised in the statement of comprehensive revenue and expenses when eligibility has been established by the grantor.

	2022 \$'000	2021 \$'000
Rental - Trains (exchange)	6,664	6,556
Grants & subsidies revenue (non-exchange)	<u>14,961</u>	<u>13,531</u>
	<u>21,625</u>	<u>20,087</u>

## 3 Gain / (loss) on rail assets

	2022 \$'000	2021 \$'000
Loss on disposal of rail assets	<u>-</u>	<u>(52)</u>

## 4 Audit fees

	2022 \$'000	2021 \$'000
Audit New Zealand - audit services	<u>28</u>	<u>26</u>

## 5 Related party transactions

100% of the revenue from Grants was provided by Greater Wellington Regional Council, the ultimate parent company. At year end GWRL is owed \$561,000 by Greater Wellington Regional Council (2021: \$569,000). Interest is calculated on the outstanding balances utilising a monthly floating 30 day rate bill rate. The net interest paid to Greater Wellington Regional Council during the year was \$88,991 (2021: \$11,062).

GWRL pays a management fee of \$55,736 (2021: \$54,192) to Greater Wellington Regional Council for administrative and management services, meeting expenses and travel reimbursement.

All other transactions with related parties have been carried out on normal commercial terms.

P M Lamason, R W G Blakeley, G Hughes and C Kirk-Burnnand received councillor remuneration from Greater Wellington Regional Council in accordance with the Local Government Elected Members Determination of 2021, any out-of-pocket expenses incurred are set out in Wellington Regional Council's policy on elected members' allowances and expenses.

### Directors' fees

	2022 \$000	2021 \$000
N O Leggett	8	7
H M Mexted	8	7
N S W Ward	<u>8</u>	<u>7</u>
	<u>25</u>	<u>21</u>

## 6 Income tax

### Accounting policy

Current tax is calculated by reference to the amount of income taxes payable or recoverable in respect of the taxable profit or tax loss for the period. It is calculated using tax rates and tax laws that have been enacted or substantively enacted by reporting date. Current tax for current and prior periods is recognised as a liability (or asset) to the extent that it is unpaid (or refundable). Tax assets and liabilities are offset only when GWRL has a legally enforceable right to set off the recognised amounts and intends to settle on a net basis.

### Deferred Tax

Deferred tax is accounted for using the comprehensive balance sheet liability method in respect of temporary differences arising from differences between the carrying amount of assets and liabilities in the financial statements and the corresponding tax base of those items. In principle, deferred tax liabilities are recognised for all taxable temporary differences.

Deferred tax assets are recognised to the extent that it is probable that sufficient taxable amounts will be available against which deductible temporary differences or unused tax losses and tax offsets can be utilised. However, deferred tax assets and liabilities are not recognised if the temporary differences giving rise to them arise from the initial recognition of assets and liabilities (other than as a result of a business combination) which affects neither taxable income nor accounting profit.

Deferred tax liabilities are recognised for taxable temporary differences arising on investments in subsidiaries, branches, associates and joint ventures except where the consolidated entity is able to control the reversal of the temporary differences and it is probable that the temporary differences will not reverse in the foreseeable future. Deferred tax assets arising from deductible temporary differences associated with these investments and interests are only recognised to the extent that it is probable that there will be sufficient taxable profits against which to utilise the benefits of the temporary differences and they are expected to reverse in the foreseeable future.

Deferred tax assets and liabilities are measured at the tax rates that are expected to apply to the period(s) when the asset and liability giving rise to them are realised or settled, based on tax rates (and tax laws) that have been enacted or substantively enacted by reporting date. The measurement of deferred tax liabilities and assets reflects the tax consequences that would follow from the manner in which GWRL expects, at the reporting date, to recover or settle the carrying amount of its assets and liabilities. Deferred tax assets and liabilities are offset when there is a legally enforceable right to set off income taxes levied by the same taxation authority and GWRL intends to settle its current tax assets and liabilities on a net basis.

Current and deferred tax is recognised as an expense or income in the statement of comprehensive income, except when it relates to items credited or debited directly to equity, in which case the deferred tax is also recognised directly in equity, or where it arises from the initial accounting for a business combination, in which case it is taken into account in the determination of goodwill or excess.

	2022 \$'000	2021 \$'000
<b>(a) Tax (benefit) / expense comprises:</b>		
Current tax expense / (income)	-	-
Deferred tax (income) / expense relating to the origination and reversal of temporary differences	(4,754)	(4,093)
Adjustments recognised in the current period in relation to the deferred tax of prior periods	-	-
<b>Total income tax (benefit) / expense</b>	<b>(4,754)</b>	<b>(4,093)</b>
<b>(b) The prima facie income tax expense on pre-tax accounting profit from operations reconciles to the income tax expense in the financial statements as follows:</b>		
(Deficit) / surplus from operations before tax	(24,714)	(20,865)
Income tax (benefit) / expense calculated at 28%	(6,920)	(5,842)
Non-deductible expenses	4,189	3,786
Non assessable income	(4,189)	(3,786)
Temporary differences	2,166	1,749
(Over) / under provision of income tax in previous period	-	-
Income tax (benefit) / expense	<b>(4,754)</b>	<b>(4,093)</b>

The 2022 financial statements do not include any loss offsets received from other group companies (2021: Nil).



## 7 Property, plant and equipment

### Accounting policy

#### Property, plant, and equipment consist of:

Infrastructure assets – Infrastructure assets are the fixed utility systems owned by GWRL. Each asset class includes all items that are required for the network to function. For example, Rail Infrastructure includes subways and carparks. Rail Rolling Stock includes carriages, luggage vans and Matangi trains.

#### Revaluation

Rail infrastructural and rolling stock are revalued with sufficient regularity to ensure that their carrying amount does not differ materially from fair value. They are revalued every three to five years. GWRL public transport rail station infrastructural assets and rolling stock were independently valued by John Freeman, FPINZ, TechRICS, MACostE, Registered Plant and Machinery Valuer, a Director of Bayleys Valuations Limited as at 30 June 2019 using Optimised Depreciated Replacement Cost (ODRC) methodology. Revaluation movements are accounted for on a class of asset basis. The net revaluation results are credited or debited to other comprehensive revenue and expense and are accumulated to an asset revaluation reserve in equity for that class of asset. Where this would result in a debit balance in the asset revaluation reserve, this balance is not recognised in other comprehensive revenue and expense but is recognised in the surplus or deficit. Any subsequent increase on revaluation that reverses a previous decrease in value recognised in the surplus or deficit will be recognised first in the surplus or deficit up to the amount previously expensed, and then recognised in other comprehensive revenue and expense.

#### Rolling Stock and Transport Infrastructure estimated fair values

Management is required to perform an assessment at each reporting date to assess if there are any indications that the carrying values of revalued assets are materially different to the fair values. The assessment indicated that the movements in the estimated fair values are material. This has resulted in a \$70.900 million increase in the value of the Rolling Stock and Transport Infrastructure asset classes and the revaluation reserve. The increase in the revaluation reserve is partially offset by a \$19.852 million deferred tax liability, resulting from the adjustment. A full revaluation of these asset classes will be performed in 2022/23.

In estimating the replacement cost of Rolling Stock, the same methodology was applied as the most recent valuation in 2019. The manufacturer of the Rolling Stock units was able to provide an estimate of the cost of similar rolling stock units at 30 June 2022. The estimated increase in the ODRC of Rolling Stock was \$34.900 million.

Similarly, in estimating the replacement cost of Transport Infrastructure assets, cost information was obtained from recent projects. The estimated increase in the ODRC of Transport Infrastructure is \$36.00 million.

#### Additions

The cost of an item of property, plant, and equipment is recognised as an asset only when it is probable that future economic benefits or service potential associated with the item will flow to GWRC and the cost of the item can be measured reliably. Work in progress is recognised at cost less impairment and is not depreciated. In most instances, an item of property, plant, and equipment is initially recognised at cost. Where an asset is acquired through a non-exchange transaction, it is recognised at fair value as at the date of acquisition. Costs incurred subsequent to initial acquisition are capitalised only when it is probable that future economic benefits or service potential associated with the item will flow to GWRC and the cost of the item can be measured reliably. The costs of day-to-day servicing of property, plant, and equipment are recognised in the surplus or deficit as incurred.

#### Disposals

Gains and losses on disposals are determined by comparing the disposal proceeds with the carrying amount of the asset. Gains and losses on disposals are reported net in the surplus or deficit. When revalued assets are sold, the amounts included in asset revaluation reserves in respect of those assets are transferred to accumulated funds.

#### Depreciation

Depreciation is provided on a straight line basis on all property, plant and equipment other than capital works in progress, at rates that will write off the cost (or valuation) of the assets to their estimated residual values over their useful lives. The useful lives and associated depreciation rates of major classes of assets have been estimated as follows:

- Rail Rolling Stock	5-30 years
- Rail Infrastructure	1-150 years
- Capital work in progress	Not depreciated

## **7 Property, plant and equipment (continued)**

The residual value and useful life of an asset is reviewed, and adjusted if applicable, at each balance date.

### **Impairment of property, plant, and equipment**

Property, plant, and equipment that have a finite useful life are reviewed for impairment at each balance date and whenever events or changes in circumstances indicate that the carrying amount may not be recoverable. An impairment loss is recognised for the amount by which the asset's carrying amount exceeds its recoverable amount. The recoverable amount is the higher of an asset's fair value less costs to sell and its value in use. If an asset's carrying amount exceeds its recoverable amount, the asset is regarded as impaired and the carrying amount is written down to the recoverable amount.

For revalued assets, the impairment loss is recognised against the revaluation reserve for that class of asset. Where that results in a debit balance in the revaluation reserve, the balance is recognised in the surplus or deficit. For assets not carried at a revalued amount, the total impairment loss is recognised in the surplus or deficit. The reversal of an impairment loss on a revalued asset is credited to other comprehensive revenue and expense and increases the asset revaluation reserve for that class of asset. However, to the extent that an impairment loss for that class of asset was previously recognised in the surplus or deficit, a reversal of the impairment loss is also recognised in the surplus or deficit. For assets not carried at a revalued amount, the reversal of an impairment loss is recognised in the surplus or deficit.

### **Non-Cash Generating Assets**

Value in use for non-cash generating assets. Non-cash generating assets are those assets that are not held with the primary objective of generating a commercial return. For non-cash generating assets, value in use is determined using an approach based on either a depreciated replacement cost approach, a restoration cost approach, or a service units approach. The most appropriate approach used to measure value in use depends on the nature of the impairment and availability of information.

### **Cash Generating Assets**

Value in use for cash generating assets. Cash generating assets are those assets that are held with the primary objective of generating a commercial return. The value in use for cash generating assets and cash generating units is the present value of expected future cash flows.

## 7 Property, plant and equipment (continued)

	Rolling stock \$'000	Transport infrastructure \$'000	Total \$'000
<b>Year ended 30 June 2022</b>			
Opening net book amount	343,826	108,639	452,465
Additions / Transfers	5,800	1,054	6,859
Written off	-	-	-
Estimated movement in fair value <sup>1</sup>	34,900	36,000	70,900
Work in progress movement	1,243	5,805	7,049
Net depreciation expense	(19,799)	(4,821)	(24,625)
<b>Closing net book amount</b>	<b>365,970</b>	<b>146,677</b>	<b>512,648</b>
<b>At 30 June 2022</b>			
Cost / Revaluation	365,970	146,677	512,648
Accumulated depreciation	-	-	-
<b>Net book amount</b>	<b>365,970</b>	<b>146,677</b>	<b>512,648</b>
<b>Year ended 30 June 2021</b>			
Opening net book amount	354,179	102,694	456,873
Additions / Transfers	10,469	12,409	22,878
Written off	-	(52)	(52)
Estimated movement in fair value	-	-	-
Work in progress movement	(4,178)	(2,206)	(6,834)
Net depreciation expense	(16,645)	(4,205)	(20,850)
<b>Closing net book amount</b>	<b>343,826</b>	<b>108,639</b>	<b>452,465</b>
<b>At 30 June 2021</b>			
Cost / Revaluation	377,117	116,826	493,943
Accumulated depreciation	(33,290)	(8,186)	(41,476)
<b>Net book amount</b>	<b>343,826</b>	<b>108,639</b>	<b>452,465</b>
<b>Work in Progress (included above)</b>			
	Rolling stock \$'000	Transport infrastructure \$'000	Total \$'000
<b>Opening balance 1 July 2021</b>	1,325	9,108	10,433
Additions / Transfers	1,243	5,805	7,048
<b>Closing balance 30 June 2022</b>	<b>2,568</b>	<b>14,913</b>	<b>17,481</b>
<b>Opening balance 1 July 2020</b>	5,503	11,314	16,817
Additions / Transfers	(4,178)	(2,206)	(6,834)
<b>Closing balance 30 June 2021</b>	<b>1,325</b>	<b>9,108</b>	<b>10,433</b>

<sup>1</sup> These are estimated increases in fair value resulting from an assessment performed by management. The assessments are based on costs provided by suppliers or manufacturers or the latest project costs.

## 8 Intangible assets

### Accounting policy

#### Software acquisition and development

Computer software with a finite useful life is capitalised and recorded at cost less amortisation and impairment. Costs that are directly attributable to the development of this software for internal use are recognised as an intangible asset. Direct costs include the software development employee costs and an appropriate portion of relevant overheads.

Costs associated with maintaining computer software are recognised as an expense when incurred. Costs associated with development and maintenance of GWRL's website are recognised as an expense when incurred.

Costs associated with Software as a Service arrangements are expensed and capitalised only when configuration and customisation expenses create an intangible asset, that is separate to the software. GWRL must be able to control the intangible asset and to restrict other's access to the benefits.

Staff training costs are recognised in the surplus or deficit when incurred.

#### Amortisation

The carrying value of an intangible asset with a finite life is amortised on a straight-line basis over its useful life. Amortisation begins when the asset is available for use and ceases at the date that the asset is derecognised. The amortisation charge for each financial year is recognised in the surplus or deficit. The useful lives and associated amortisation rates of major classes of intangible assets have been estimated as follows:

Computer Software 5 years

#### Impairment of intangible assets

Intangible assets that have an indefinite useful life, or are not yet available for use, are not subject to amortisation and are tested annually for impairment.

	2022 Computer software \$'000
<b>Year ended 30 June 2022</b>	
Opening net book amount	10
Amortisation charge	<u>(3)</u>
<b>Closing net book amount</b>	<u>7</u>
<b>At 30 June 2022</b>	
Cost	17
Accumulated amortisation and impairment	<u>(10)</u>
<b>Net book amount</b>	<u>7</u>

	2021 Computer software \$'000
<b>Year ended 30 June 2021</b>	
Opening net book amount	14
Amortisation charge	<u>(4)</u>
<b>Closing net book amount</b>	<u>10</u>
<b>At 30 June 2021</b>	
Cost	17
Accumulated amortisation and impairment	<u>(7)</u>
<b>Net book amount</b>	<u>10</u>

## 9 Deferred tax

	2022 \$'000	2021 \$'000
<i>Deferred tax assets comprise:</i>		
Tax losses	<u>17,901</u>	<u>15,265</u>
Total deferred tax assets	<u>17,901</u>	<u>15,265</u>

	2022 \$'000	2021 \$'000
<i>Deferred tax liabilities comprise:</i>		
Temporary differences	<u>(113,569)</u>	<u>(95,835)</u>
Total deferred tax liabilities	<u>(113,569)</u>	<u>(95,835)</u>

	Property, plant and equipment \$'000	Tax losses \$'000	Provisions \$'000	Total \$'000
<b>At 1 July 2021</b>	(95,835)	15,265	-	(80,570)
Charged to income	2,118	2,636	-	4,754
Charged to equity	<u>(19,852)</u>	<u>-</u>	<u>-</u>	<u>(19,852)</u>
<b>At 30 June 2022</b>	<u>(113,569)</u>	<u>17,901</u>	<u>-</u>	<u>(95,668)</u>

### Movements

	Property, plant and equipment \$'000	Tax losses \$'000	Provisions \$'000	Total \$'000
<b>At 1 July 2020</b>	(96,850)	12,187	-	(84,663)
Charged to income	1,015	3,078	-	4,093
Charged to equity	<u>-</u>	<u>-</u>	<u>-</u>	<u>-</u>
<b>At 30 June 2021</b>	<u>(95,835)</u>	<u>15,265</u>	<u>-</u>	<u>(80,570)</u>

GWRL does not have any unrecognised tax losses or deductible temporary differences (2021: Nil).

GWRL has no imputation credits at the balance date (2021: Nil).

## 10 Share capital

	2022	2021	2022	2021
	Shares	Shares	\$'000	\$'000
<b>(a) Share capital</b>				
<b>Ordinary shares</b>				
22,170,000 \$1 shares, fully paid	22,170,000	22,170,000	22,170	22,170
5,309,283 \$1 shares, fully paid	5,309,283	5,309,283	5,309	5,309
8,000,000 \$1 shares, fully paid	8,000,000	8,000,000	8,000	8,000
170,200,000 \$1 shares, fully paid	170,200,000	170,200,000	170,200	170,200
11,250,000 \$1 shares, fully paid	11,250,000	11,250,000	11,250	11,250
6,700,000 \$1 shares, fully paid	6,700,000	6,700,000	6,700	6,700
10,100,000 \$1 shares fully paid	10,100,000	10,100,000	10,100	10,100
19,000,000 \$1 shares fully paid	19,000,000	18,674,024	19,000	18,674
3,500,000 \$1 shares fully paid	3,500,000	3,500,000	3,500	3,500
12,100,000 \$1 shares fully paid	12,100,000	12,100,000	12,100	12,100
17,300,000 \$1 shares partly paid	17,300,000	-	14,074	-
	<b>285,629,283</b>	<b>268,003,307</b>	<b>282,403</b>	<b>268,003</b>

## 11 Reconciliation of cash flows from operating activities to net surplus / (deficit) after tax

	2022	2021
	\$'000	\$'000
<b>Net surplus / (deficit) after taxation</b>	<b>(19,960)</b>	<b>(16,772)</b>
<b>Add back non-cash items:</b>		
Depreciation and amortisation	24,625	20,854
Inventory adjustment	-	-
(Gain)/loss on sale of fixed asset	-	51
Deferred tax	(4,754)	(4,093)
<b>Add/(less) movement in working capital:</b>		
(Increase) / decrease in inventory	-	-
(Increase) / decrease in accrued expenditure	(415)	(1,033)
Increase / (decrease) in account receivable	-	-
<b>Add/(less) items classified as investing or financing activities</b>		
Increase in share capital	-	-
<b>Net cash flow from operating activities</b>	<b>(505)</b>	<b>(993)</b>

## 12 Contingent asset and liabilities

The contingent liabilities of GWRL on 30 June 2022 were nil (2021: \$Nil).

At balance date there was uncalled capital of \$3,225,976 relating to 3,225,976 \$1 shares uncalled (2021: uncalled capital of \$326,000 relating to 326,000 \$1 shares uncalled).

## 13 Commitments

### (a) Capital commitments

The amount of contractual commitments is as follows:

	2022 \$'000	2021 \$'000
Rail rolling stock - heavy maintenance	<u>52,379</u>	<u>58,766</u>
	<u>52,379</u>	<u>58,766</u>

### b) Leases

#### *Accounting policy*

An operating lease is a lease that does not transfer substantially all the risks and rewards incidental to ownership of an asset. Lease payments under an operating lease are recognised as an expense on a straight-line basis over the lease term. Lease incentives received are recognised in the surplus or deficit as a reduction of rental expense over the lease term.

#### **Operating leases as lessee**

GWRL lease buildings and plant and equipment in the normal course of its business. These leases have a non-cancellable term of between 1 to 25 years. The future aggregate minimum lease payments payable under non-cancellable operating leases are as follows:

	2022 \$'000	2021 \$'000
Property, plant and equipment	39	23
Later than one year and not later than five years	123	81
Later than five years	<u>457</u>	<u>295</u>
	<u>619</u>	<u>399</u>

#### **Operating leases as lessor**

GWRL leases its trains and buildings under operating leases. These leases have a non-cancellable term of between 1 to 25 years. The future aggregated minimum lease payments to be collected under non-cancellable operating leases are as follows:

	2022 \$'000	2021 \$'000
Investment property	7,166	6,557
Later than one year and not later than five years	14,695	20,522
Later than five years	<u>62</u>	<u>92</u>
	<u>21,923</u>	<u>27,172</u>

## **14 Financial risk management**

### **(a) Market risk**

The interest rate risk is limited to the bank balance.

### **(b) Currency risk**

GWRL has no currency risk. Contracts are denominated in New Zealand dollars. Any currency risk is managed by the Wellington Regional Council on GWRL's behalf. Currency risk is the risk that the value of a financial instrument will fluctuate due to changes in foreign exchange rates.

### **(c) Fair value interest rate risk**

Fair value interest rate risk is the risk that the value of a financial instrument will fluctuate due to changes in market interest rates.

### **(d) Cash flow interest rate risk**

Cash flow interest rate risk is the risk that the cash flows from a financial instrument will fluctuate because of changes in market interest rates. The bank account is at a variable interest rate. GWRL has no investments or borrowings exposed to market interest rate risk.

### **(e) Credit risk**

The only credit risk is on Wellington Regional Council, GWRL's owner. Credit risk is the risk that a third party will default on its obligation causing a loss to occur.

### **(f) Liquidity risk**

Liquidity risk represents GWRL's ability to meet its contractual obligations. GWRL evaluates its liquidity requirements on an ongoing basis. In general, GWRL generates sufficient cash flows from its operating activities to meet its obligations arising from its financial liabilities. The Greater Wellington Regional Council provides funds as and when commitments fall due. GWRL also has an ongoing Letter of Support from the Council undertaking to provide financial support to GWRL for any unforeseen expenditure that could place GWRL into a cash deficit position.

## **15 Events occurring after the reporting date**

There were no other subsequent events up to the date of these financial statements, which would affect the amounts or disclosures in the financial statements.

## **16 Breach of Legislation**

Section 67 (4) of the Local Government Act 2002, requires Council to make the annual report of its Council-controlled organisations publicly available within 1 month of receiving the annual report. Council did not meet this requirement in respect of the GWRL's annual report for the 2020/21 financial year.



**Compliance**

The Directors and management of GWRL confirm that all the statutory requirements of the Local Government Act 2002 in relation to the financial report have been complied with.

**Responsibility**

The Directors and management of GWRL accept responsibility for the preparation of the annual Financial Statements and the Statement of Service Performance and the judgements used in them.

The Directors have authority to sign these financial statements.

The Directors and management of GWRL accept responsibility for establishing and maintaining a system of internal control designed to provide reasonable assurance as to the integrity and reliability of financial reporting.

In the opinion of the Directors and management of GWRL, the annual Financial Statements and the Statement of Service Performance for the year ended 30 June 2022 fairly reflect the financial position and operations of GWRL.




Director

29 November, 2022

Director

29 November, 2022



Chief Financial Officer

29 November, 2022

**Auditors' report**

To the shareholders of Greater Wellington Rail Limited

## Independent Auditor's Report

### To the readers of Greater Wellington Rail Limited's financial statements and performance information for the year ended 30 June 2022

The Auditor-General is the auditor of Greater Wellington Rail Limited (the Company). The Auditor-General has appointed me, Clint Ramoo, using the staff and resources of Audit New Zealand, to carry out the audit of the financial statements and performance information of the Company, on his behalf.

#### Opinion 0

We have audited:

- the financial statements of the Company on pages 8 to 23, that comprise the statement of financial position as at 30 June 2022, the statement of comprehensive revenue and expense, statement of changes in equity and statement of cash flows for the year ended on that date and the notes to the financial statements that include accounting policies and other explanatory information; and
- the performance information of the Company on pages 4 and 5.

In our opinion:

- the financial statements of the Company on pages 8 to 23:
  - present fairly, in all material respects:
    - its financial position as at 30 June 2022; and
    - its financial performance and cash flows for the year then ended; and
  - comply with generally accepted accounting practice in New Zealand in accordance with Public Benefit Entity Reporting Standards; and
- the performance information of the Company on pages 4 and 5 presents fairly, in all material respects, the Company's actual performance compared against the performance targets and other measures by which performance was judged in relation to the Company's objectives for the year ended 30 June 2022.

Our audit was completed on 29 November 2022. This is the date at which our opinion is expressed.

The basis for our opinion is explained below. In addition, we outline the responsibilities of the Board of Directors and our responsibilities relating to the financial statements and the performance information, we comment on other information, and we explain our independence.

## **Basis for our opinion**

We carried out our audit in accordance with the Auditor-General's Auditing Standards, which incorporate the Professional and Ethical Standards and the International Standards on Auditing (New Zealand) issued by the New Zealand Auditing and Assurance Standards Board. Our responsibilities under those standards are further described in the Responsibilities of the auditor section of our report.

We have fulfilled our responsibilities in accordance with the Auditor-General's Auditing Standards.

We believe that the audit evidence we have obtained is sufficient and appropriate to provide a basis for our opinion.

## **Responsibilities of the Board of Directors for the financial statements and the performance information**

The Board of Directors is responsible on behalf of the Company for preparing financial statements that are fairly presented and that comply with generally accepted accounting practice in New Zealand. The Board of Directors is also responsible for preparing the performance information for the Company.

The Board of Directors is responsible for such internal control as it determines is necessary to enable it to prepare financial statements and performance information that are free from material misstatement, whether due to fraud or error.

In preparing the financial statements and the performance information, the Board of Directors is responsible on behalf of the Company for assessing the Company's ability to continue as a going concern. The Board of Directors is also responsible for disclosing, as applicable, matters related to going concern and using the going concern basis of accounting, unless the Board of Directors intends to liquidate the Company or to cease operations, or has no realistic alternative but to do so.

The Board of Directors' responsibilities arise from the Local Government Act 2002.

## **Responsibilities of the auditor for the audit of the financial statements and the performance information**

Our objectives are to obtain reasonable assurance about whether the financial statements and the performance information, as a whole are free from material misstatement, whether due to fraud or error, and to issue an auditor's report that includes our opinion.

Reasonable assurance is a high level of assurance, but is not a guarantee that an audit carried out in accordance with the Auditor-General's Auditing Standards will always detect a material misstatement when it exists. Misstatements are differences or omissions of amounts or disclosures, and can arise from fraud or error. Misstatements are considered material if, individually or in the aggregate, they could reasonably be expected to influence the decisions of readers, taken on the basis of these financial statements and the performance information.

We did not evaluate the security and controls over the electronic publication of the financial statements and the performance information.

As part of an audit in accordance with the Auditor-General's Auditing Standards, we exercise professional judgement and maintain professional scepticism throughout the audit. Also:

- We identify and assess the risks of material misstatement of the financial statements and the performance information, whether due to fraud or error, design and perform audit procedures responsive to those risks, and obtain audit evidence that is sufficient and appropriate to provide a basis for our opinion. The risk of not detecting a material misstatement resulting from fraud is higher than for one resulting from error, as fraud may involve collusion, forgery, intentional omissions, misrepresentations, or the override of internal control.
- We obtain an understanding of internal control relevant to the audit in order to design audit procedures that are appropriate in the circumstances, but not for the purpose of expressing an opinion on the effectiveness of the Company's internal control.
- We evaluate the appropriateness of accounting policies used and the reasonableness of accounting estimates and related disclosures made by the Board of Directors.
- We evaluate the appropriateness of the reported performance information within the Company's framework for reporting its performance.
- We conclude on the appropriateness of the use of the going concern basis of accounting by the Board of Directors and, based on the audit evidence obtained, whether a material uncertainty exists related to events or conditions that may cast significant doubt on the Company's ability to continue as a going concern. If we conclude that a material uncertainty exists we are required to draw attention in our auditor's report to the related disclosures in the financial statements and the performance information or, if such disclosures are inadequate, to modify our opinion. Our conclusions are based on the audit evidence obtained up to the date of our auditor's report. However, future events or conditions may cause the Company to cease to continue as a going concern.
- We evaluate the overall presentation, structure and content of the financial statements and the performance information, including the disclosures, and whether the financial statements and the performance information represent the underlying transactions and events in a manner that achieves fair presentation.

We communicate with the Board of Directors regarding, among other matters, the planned scope and timing of the audit and significant audit findings, including any significant deficiencies in internal control that we identify during our audit.

Our responsibilities arise from the Public Audit Act 2001.

## **Other Information**

The Board of Directors is responsible for the other information. The other information comprises the information included on pages 1 to 3, 6 to 7 and 24, but does not include the financial statements and the performance information, and our auditor's report thereon.


Our opinion on the financial statements and the performance information does not cover the other information and we do not express any form of audit opinion or assurance conclusion thereon.

In connection with our audit of the financial statements and the performance information, our responsibility is to read the other information. In doing so, we consider whether the other information is materially inconsistent with the financial statements and the performance information or our knowledge obtained in the audit, or otherwise appears to be materially misstated. If, based on our work, we conclude that there is a material misstatement of this other information, we are required to report that fact. We have nothing to report in this regard.

## **Independence**

We are independent of the Company in accordance with the independence requirements of the Auditor-General's Auditing Standards, which incorporate the independence requirements of Professional and Ethical Standard 1: International Code of Ethics for Assurance Practitioners issued by the New Zealand Auditing and Assurance Standards Board.

Other than the audit, we have no relationship with, or interests in, the Company.



Clint Ramoo  
Audit New Zealand  
On behalf of the Auditor-General  
Wellington, New Zealand